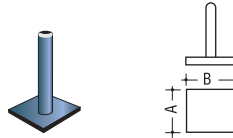


Escoramento - Peças e Acessórios



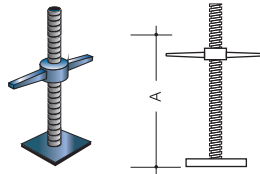
SAPATA SIMPLES



DIMENSÕES

A	110 mm
B	110 mm

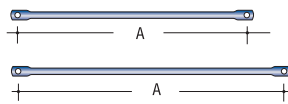
SAPATA AJUSTÁVEL



DIMENSÕES

A	300 mm
---	--------

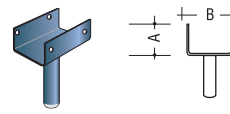
BARRA DE LIGAÇÃO



MODELO	DIMENSÕES
1	300 mm
2	500 mm

FORCADO PARA VIGAS METÁLICAS

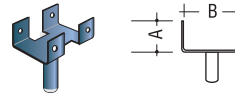
FORCADO FIXO SIMPLES



DIMENSÕES

A	65 mm
B	85 mm

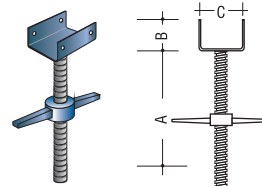
FORCADO FIXO DUPLO



DIMENSÕES

A	70 mm
B	205 mm

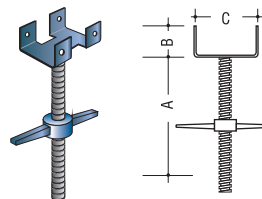
FORCADO DE AJUSTE SIMPLES



DIMENSÕES

A	300 mm
B	80 mm
C	120 mm

FORCADO DE AJUSTE DUPLO

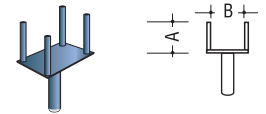


DIMENSÕES

A	300 mm
B	70 mm
C	205 mm

FORCADO PARA VIGAS DE MADEIRA -H20

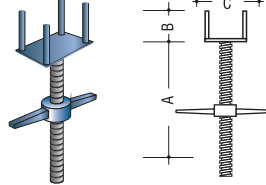
FORCADO FIXO



DIMENSÕES

A	180 mm
B	170 mm

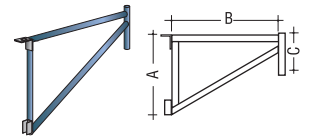
FORCADO - AJUSTÁVEL DUPLO



DIMENSÕES

A	300 mm
B	180 mm
C	170 mm

CONSOLE (MÃO FRANCESA)



DIMENSÕES

A	540 mm
B	710 mm
C	250 mm

SUPOORTE PARA GUARDA-CORPO

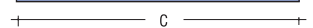


BRAÇADEIRA



TUBOS DE AMARRAÇÃO

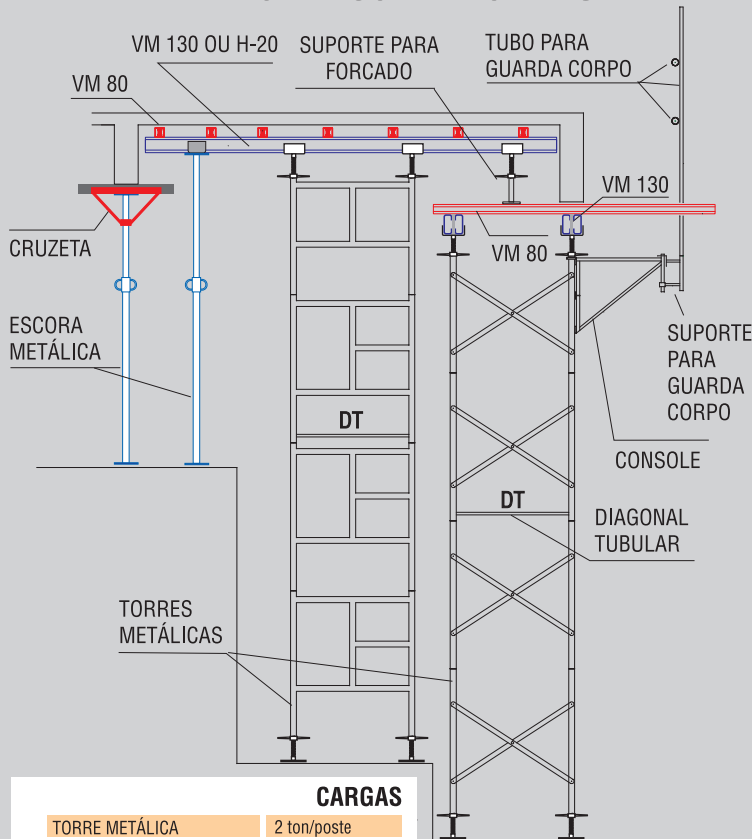
\varnothing 42,20



COMPRIMENTO

500 mm
750 mm
1000 mm
1500 mm
1750 mm
2000 mm
2250 mm
2500 mm
2750 mm
3000 mm
3500 mm
4000 mm
4500 mm
4750 mm
5000 mm
5500 mm
6000 mm

EXEMPLO TÍPICO DE MONTAGEM



CARGAS

TORRE METÁLICA	2 ton/poste
VIGA METÁLICA - VM 80	M= 0.212 ton X m
VIGA METÁLICA - VM 130	M= 0.516 ton X m
VIGA DE MADEIRA - H20	M= 0.500 ton X m
PLATAFORMA DE TRABALHO	200 kgf/m ²

PONTA PARA PAINÉIS

